

Understanding the Cobb County School District Budget And What It Means To You

Fiscal Year: July 1 - June 30

- Budget development for next fiscal year begins in early spring **FY2011 budget approval June 9, 2010**

The CCSD Budget

General Fund

Title I **Food Services** **After-School Programs** **Reserve Fund**

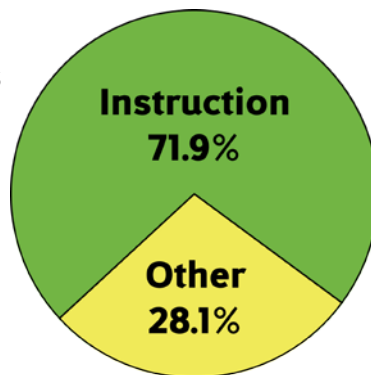
SPLOST

General Fund

Instruction - \$634,282,366

Operation and Maintenance - \$61,020,116
School Administration - \$52,152,215
Student Transportation - \$47,284,958
Instruction Staff Services - \$40,313,829
Central Support Services - \$15,882,840
Pupil Support Services - \$17,739,264
General Administration - \$4,548,219
Support Services – Business - \$5,258,996
Debt Service - \$0.00
Transfers - \$4,109,078
Community Services - \$64,340
Capital Projects - \$17,983
Food Services - \$0.00

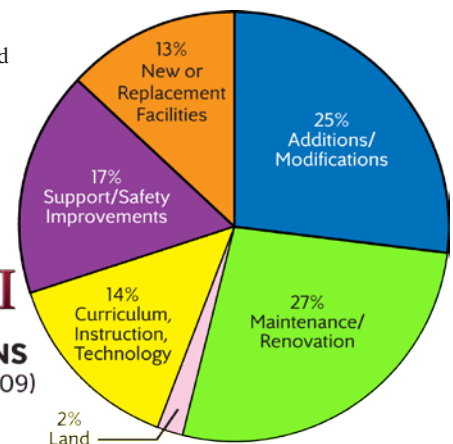
TOTAL FY2010 EXPENSES - \$882,674,204



SPLOST

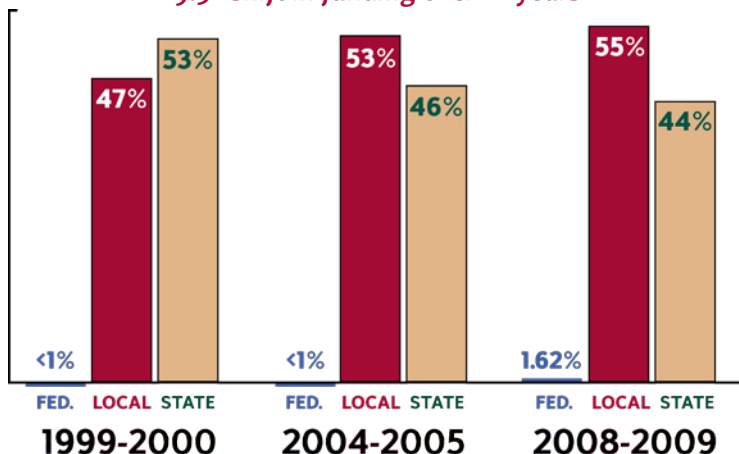
- Funds can only be used for capital expenses approved by voters.
- Cannot be used to pay for teacher salaries, instructional materials, etc.

SPLOST III BUDGETED APPROPRIATIONS (Through June 30, 2009)

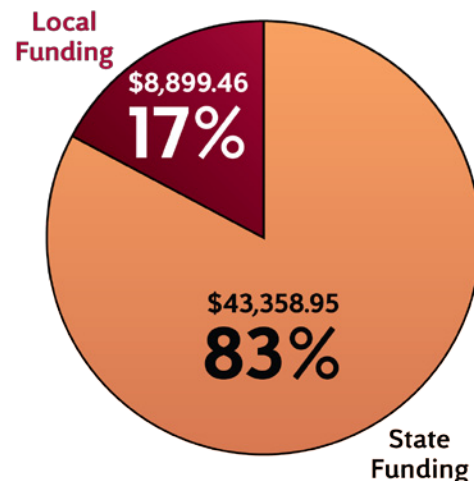


General Fund - State and Local Funding

9.5% shift in funding over 10 years

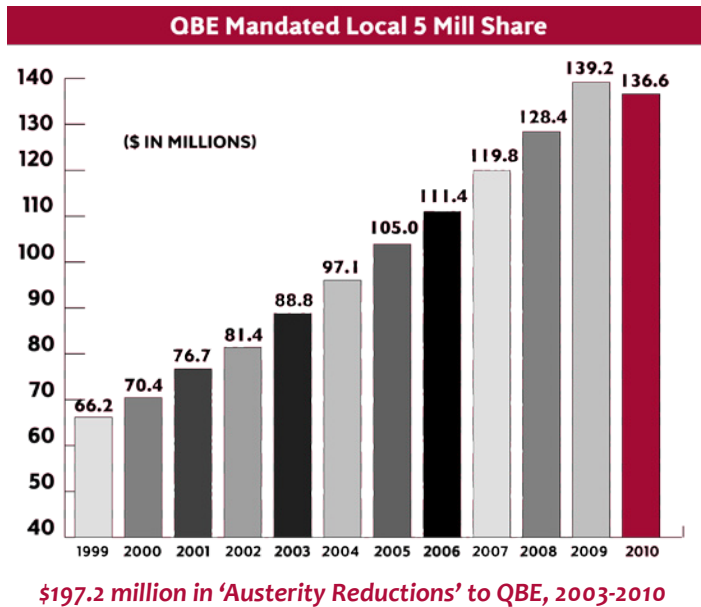


Beginning Teacher Salary - State vs. Local Funding Based on average of \$52,258.41 (including benefits)



FY2010 (current year) deficit total: **\$95.1 million**

Quality Basic Education (QBE)



Efficiency

Comparison of General Administration Expenditures Metro Atlanta Districts

District	General Administration Expenditure per FTE	General Administration Percent of Total Expenditures
Atlanta	\$1,626	13.2%
DeKalb	\$267	2.9%
Georgia (avg.)	\$228	2.7%
Gwinnett	\$213	2.7%
Fulton	\$176	1.8%
Cobb	\$115	1.4%

Low Taxes + High Test Results = VALUE

	2009 School Property Tax on Home Assessed at \$165,000	2009 SAT District Averages
COBB	\$1058.00	1534
Atlanta	\$1107.00	1282
Fulton	\$1121.00	1584
Dekalb	\$1225.00	1334
Gwinnett	\$1279.00	1525

Source: Cobb County School District, Financial Services Division

Local Revenue - Millage Rate = 18.9
Cobb County average home value = \$165,000

General Fund Millage

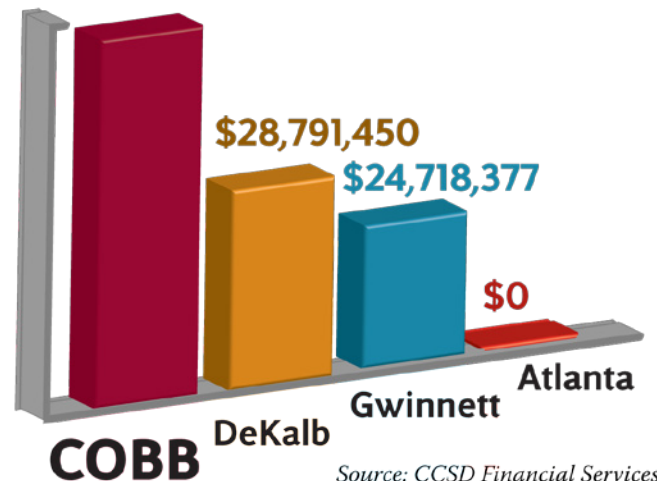
\$165,000 x .40
= \$66,000 Assessed value
- (10,000) Homestead exemption
= \$56,000
x 18.9 mills

Total school property tax = \$1,058

Exemptions - \$109,478,575 total

School Senior Property Tax Exemption

\$63,786,653



Five-Year Analysis of Senior Citizen Property Tax Exemption

Digest Year	General Fund Revenue Loss Due to Senior Exemption	Annual % Change
2005	\$44,752,755	
2006	\$49,630,526	10.90%
2007	\$55,223,996	11.27%
2008	\$58,887,343	6.63%
2009	\$63,786,653	8.32%

FY2011 Budget Development

Projected FY2011 budget deficit: **\$60-100 million**
> Pending legislative approval of state budget > Pending Cobb tax digest